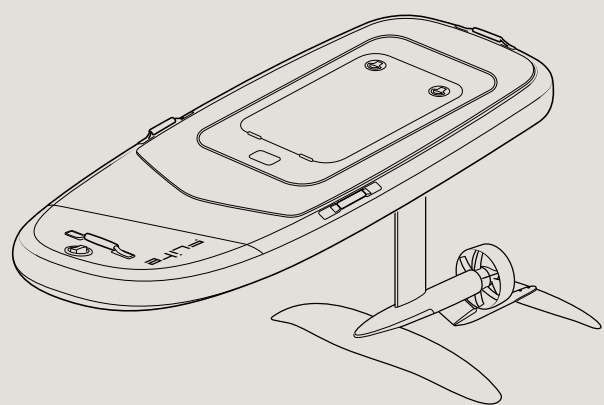
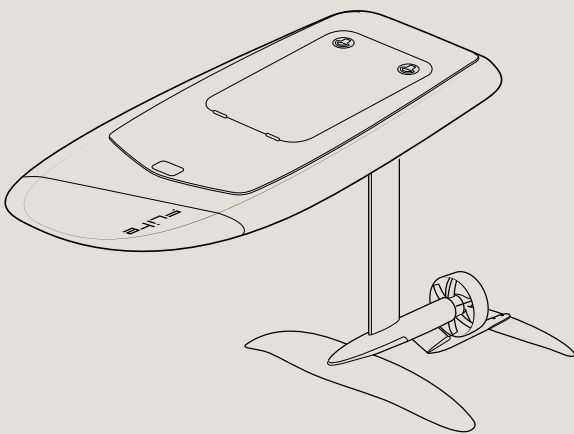


Finding the right Fliteboard for you



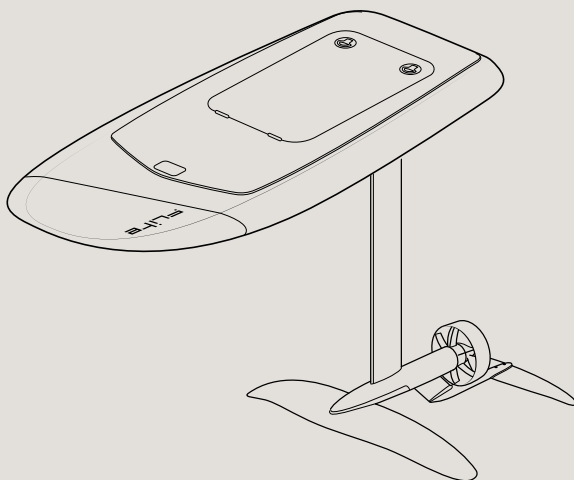
Entry

Fliteboard AIR is an inflatable board with the most stability before foiling, suitable for beginners to get up and riding during their first session. The inflatable construction makes its impact resistant, and very easy to transport. The Cruiser wings commence foiling at a lower speed with the Explore battery maximising run time if sharing a Flite session. The shortest mast minimises rider falls. The most fun to learn, share and discover foiling.



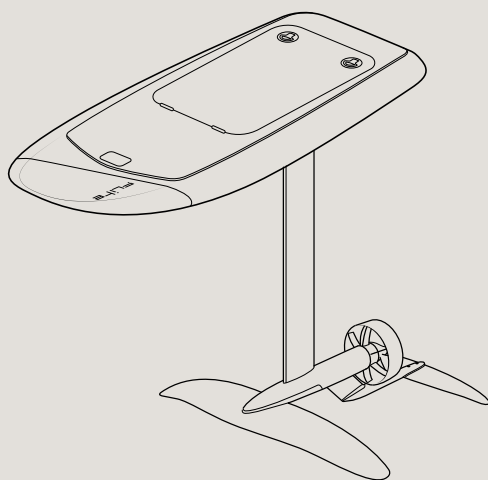
Intermediate

Fliteboard is the best size for most riders from 50kg to 90kg who are willing to take a few sessions to really get the hang of it. Once foiling, the rigid carbon construction gives more stability and feedback than the Fliteboard AIR. The smaller length and narrower profile also helps at this stage to reduce wind drag. The mast length is 600cmm which provides less distance to fall and can ride in shallower areas than 750mm.



Advanced

Fliteboard combined with super rigid 750mm mast, enables for greater turn angles and accomidating varations to foiling ride height. This reduces risk of breaching whilst learning, over longer rides, or once mastered, amongst increased swell or chop. As propulsion comes from the fuslage, and not above like a kite, a longer mast isn't required to generate exhilarating speeds once foiling, even on the crusier wing.



Pro

Fliteboard PRO is the smallest board for the most responsive ride when foiling. It is more difficult to getting going particularly for heavy riders and in choppy water conditions. Once up, combined with Sport Flitecell for reduced fulcrum mass, you will experience the most advanced efoil available.

BOARD	Fliteboard AIR
Length	6'6" x 30"
Volume	175 Litres
Finishes	<div><div></div></div>
FLITEBOX	600cm
Finishes	<div><div></div><div></div></div>
WINGS	Cruiser or Flyer
Finishes	<div><div></div><div></div></div>
FLITECELL	Explore or Sport

Fliteboard
5'8" x 28"
100 Litres
<div><div></div><div></div><div></div></div>
600mm or 750mm
<div><div></div><div></div></div>
Cruiser or Flyer
<div><div></div><div></div></div>
Explore or Sport

Fliteboard
5'8" x 28"
100 Litres
<div><div></div><div></div><div></div></div>
600mm or 750mm
<div><div></div><div></div></div>
Cruiser or Flyer
<div><div></div><div></div></div>
Explore or Sport

Fliteboard PRO
5'0" x 24.5"
70 Litres
<div><div></div><div></div><div></div></div>
600mm or 750mm
<div><div></div><div></div></div>
Cruiser or Flyer
<div><div></div><div></div></div>
Explore or Sport

*All Fliteboard components are interchangeable. Additional wings, batteries and boards available.