



 **YAMAHA**
Revs Your Heart



WAVERUNNER

WAVERUNNER

2022 WAVERUNNERS





RUN THE WATER

Empowered by a passion for innovation and craftsmanship, we build products that enrich the lives of our customers and create memories that last a lifetime. With more than 60 years of marine heritage, 2022 Yamaha WaveRunner® Personal WaterCraft continue to set the benchmark for performance, reliability, technology and innovation. Enjoy the sounds of summer with factory installed integrated marine audio systems. Expand what's possible on the FX Series with the all new 7" Connex touchscreen. Open up all new potential for adventure with the new FX® RecDeck™ and lifestyle accessory packages. And put a new spin on the way you ride with our all-new JetBlaster®. Are you ready to #RunTheWater like never before?

INTRODUCING THE FREESTYLE SERIES

One look at Yamaha's Freestyle WaveRunners and it's easy to see why there's only one Freestyle series in the industry. There's simply nothing else like them. The all new lightweight and playful JetBlaster® is in a league of its own, featuring foot chocks and custom-tuned electric trim to challenge what's possible on a sitdown watercraft. And of course the legendary four stroke, stand-up SuperJet that calls on a new generation of thrill seekers to conquer the water.





Professional rider with advanced skill depicted in a closed area.

RECDECK

**CUSTOMIZE YOUR WAVERUNNER
FOR WHEREVER YOUR ADVENTURES
TAKE YOU**

Yamaha's innovative FX RecDeck™ is a first of its kind platform that extends the usable space on the stern and pairs with a multi-use rack and related lifestyle accessories for all new experiences on the water. Packages include JetFish, Lounging and Tow Sports so whether you want to catch the next big one, chill in style and comfort or pull a tube, this brand new line of accessories powers a new passion for what you can do on the water.





FX RECDECK

MULTI-USE RACK

FX RECDECK PACKAGES



JETFISH PACKAGE



LOUNGE PACKAGE



TOWSPORTS PACKAGE




YAMAHA TODAY AND TOMORROW

As the #1 brand on the water, Yamaha Rightwaters™ is the leading national marine sustainability program. Rightwaters reinforces Yamaha's long-standing dedication to preserving the natural resources we have today so that our customers can continue to enjoy them tomorrow. We accomplish this through education, partnership, advocacy and leadership focused around marine stewardship, sustainable manufacturing practices and responsible product use. With Rightwaters we can all do our part to ensure a healthy marine ecosystem for generations to come. Learn more at: YamahaWaveRunners.com/Yamaha-Rightwaters.

LEGENDARY MARINE ENGINES

The Yamaha Marine Engine is the product of more than 60 years of relentless development, meticulous quality control, and an overwhelming appreciation for life on the water. Each Yamaha Marine Engine features an open loop cooling system and is designed for optimum performance and unmatched reliability in saltwater or fresh water for the long run.



2022

LINEUP

REC-LITE
EX® SERIES



RECREATION
VX® SERIES



LUXURY
FX® SERIES



PERFORMANCE
GP™ SERIES



FREESTYLE
SERIES





EX®



EX® SPORT



EX® DELUXE



EX® LIMITED



VX-C®



VX®



VX® DELUXE



VX CRUISER®



VX CRUISER® HO



VX® LIMITED



VX® LIMITED HO



FX® HO



FX CRUISER® HO



FX SVHO®



FX CRUISER SVHO®



FX® LIMITED SVHO®



GP1800® R HO



GP1800® R SVHO®



JETBLASTER®



SUPERJET®

REC-LITE

EX SERIES



EX
S E R I E S



TAKE ENTRY LEVEL TO THE NEXT LEVEL

Exciting to ride and easy to own, Yamaha's EX Series WaveRunners are ready to ignite your family fun. The EX Series offers Yamaha's signature reliability, an award winning TR-1 engine, room for true three-person riding and the largest fuel tank in its class for a full day of adventure.



SPECS

ENGINE

3-Cylinder, 4-Stroke TR-1®
Yamaha Marine Engine

FUEL CAPACITY

13.2 Gal

COLOR

White / Azure Blue

SEATING

1-3 Persons

STORAGE

7.7 Gal

FEATURES

Fuel Gauge

Glove Box

Two-Tone Deck Mats

Tow Hook





EX



EX SPORT





SPECS

ENGINE

3-Cylinder, 4-Stroke TR-1®
Yamaha Marine Engine

FUEL CAPACITY

13.2 Gal

COLOR OPTIONS

01. White

SEATING

1-3 Persons

STORAGE

7.7 Gal

02. Lime Yellow

FEATURES

Fuel Gauge

Dual Mirrors

Glove Box

Mechanical Reverse

Two-Tone Deck Mats

Tow Hook

Reboarding Step

SPECS

ENGINE

3-Cylinder, 4-Stroke TR-1®
Yamaha Marine Engine

FUEL CAPACITY

13.2 Gal

COLOR OPTIONS

01. Black / Mint

SEATING

1-3 Persons

STORAGE

7.7 Gal

02. Lime Green

FEATURES

RiDE®

Fuel Gauge

Dual Mirrors

Glove Box

Two-Tone Deck Mats

Tow Hook

Reboarding Step





EX DELUXE



EX LIMITED



SPECS

ENGINE

3-Cylinder, 4-Stroke TR-1®
Yamaha Marine Engine

FUEL CAPACITY

13.2 Gal

COLOR

Azure Blue / Mint

SEATING

1-3 Persons

STORAGE

7.7 Gal

FEATURES

RiDE®

Fuel Gauge

Dual Mirrors

Glove Box

Custom Cut Deck Mats

Upgraded Tow Hook

Pull-Up Cleats (2)

Wide Sponsons

Reboarding Step

INCLUDED ACCESSORY PACKAGE

Removable Bluetooth®
Footwell Speakers (2)

Single-Rider Tube
with Tube Holder

Tube Inflator

Tow Rope

Stern Storage Bag

12V Outlet

Custom Cover
with Glove Box Access

Fenders (2)



RECREATION **VX SERIES**





VX
SERIES



MID-SIZED SOPHISTICATION

Yamaha's VX Series is the best-selling watercraft line in history, offering the most standard features and industry-first technologies in its class. From the Connex LCD display and Yamaha's award winning RiDE technology to the optional factory installed integrated speakers and Limited package for tubing fun, it's easy to see why so many people choose this high value, high fun series.

SPECS

ENGINE

3-Cylinder, 4-Stroke TR-1®
Yamaha Marine Engine

FUEL CAPACITY

18.5 Gal

COLOR

White / Lime Yellow

FEATURES

Fuel Gauge

Multi-Mount System Capable

Dual Mirrors

Watertight Glove Box

Water-Resistant
Under-Seat Storage

SEATING

1-3 Persons

STORAGE

30.1 Gal

Two-Tone Deck Mats

Footwell Drains

Tow Hook





VX-C



VX





SPECS

ENGINE

3-Cylinder, 4-Stroke TR-1® High Output Yamaha Marine Engine

FUEL CAPACITY

18.5 Gal

COLOR

White / Lime Green

SEATING

1-3 Persons

STORAGE

30.1 Gal

FEATURES

RiDE

Fuel Gauge

Multi-Mount System Capable

Dual Mirrors

Watertight Glove Box

Water-Resistant

Under-Seat Storage

Two-Tone Deck Mats

Footwell Drains

Tow Hook

Reboarding Step

SPECS

ENGINE

3-Cylinder, 4-Stroke TR-1 High Output Yamaha Marine Engine

FUEL CAPACITY

18.5 Gal

COLOR OPTIONS

01. White / Torch Red

SEATING

1-3 Persons

STORAGE

30.1 Gal

02. Carbon

FEATURES

RiDE®

Optional Integrated Speakers with Bluetooth® and Audio Control

4.3" Connex Screen with Security and Drive Control

Touchpad Control

Cruise Assist/No Wake Mode™

Multi-Mount System Capable

Dual Mirrors

Watertight Glove Box with USB and 12V Outlet

Water-Resistant Under-Seat Storage

Two-Tone Deck Mats

Footwell Drains

Upgraded Tow Hook

Reboarding Step





VX DELUXE



VX CRUISER





SPECS

ENGINE

3-Cylinder, 4-Stroke TR-1 High Output Yamaha Marine Engine

FUEL CAPACITY

18.5 Gal

COLOR OPTIONS

01. White

SEATING

1-3 Persons

STORAGE

30.1 Gal

02. Azure Blue / White

FEATURES

RiDE®

Optional Integrated Speakers with Bluetooth® and Audio Control

4.3" Connex® Screen with Security and Drive Control

Touchpad Control

Cruise Assist/No Wake Mode™

Multi-Mount System Capable

Dual Mirrors

Watertight Glove Box with USB and 12V Outlet

Cruiser Seat

Water-Resistant Under-Seat Storage

Two-Tone Deck Mats

Pull-Up Cleats (2)

Footwell Drains

Upgraded Tow Hook

Upgraded Reboarding Step

SPECS

ENGINE

4-Cylinder, 4-Stroke 1.8 Liter High Output Yamaha Marine Engine

FUEL CAPACITY

18.5 Gal

COLOR OPTIONS

01. Black / Neon Lava

SEATING

1-3 Persons

STORAGE

30.1 Gal

02. Cyan

FEATURES

RiDE®

Optional Integrated Speakers with Bluetooth® and Audio Control

4.3" Connex® Screen with Security and Drive Control

Touchpad Control

Cruise Assist/No Wake Mode™

Multi-Mount System Capable

Dual Mirrors

Watertight Glove Box with USB and 12V Outlet

Cruiser Seat

Water-Resistant Under-Seat Storage


Two-Tone Deck Mats

Pull-Up Cleats (2)

Footwell Drains

Upgraded Tow Hook

Upgraded Reboarding Step





VX CRUISER HO



VX LIMITED



SPECS

ENGINE

3-Cylinder, 4-Stroke TR-1® High Output Yamaha Marine Engine

FUEL CAPACITY

18.5 Gal

COLOR

Red / Titan Gray

SEATING

1-3 Persons

STORAGE

30.1 Gal

FEATURES

RiDE®

4.3" ConnexT® Screen with Security and Drive Control

Touchpad Control

Cruise Assist/No Wake Mode™

Multi-Mount System Capable

Dual Mirrors

Watertight Glove Box with USB and 12V Outlet

Cruiser Seat

Water-Resistant Under-Seat Storage

Two-Tone Deck Mats

Pull-Up Cleats (4)

Custom-Cut Deck Mats

Footwell Drains

Upgraded Tow Hook

Upgraded Reboarding Step

INCLUDED ACCESSORY PACKAGE

Integrated Speakers with Bluetooth® and Audio Control (2)

Single-Rider Tube with Holder

Tube Inflator

Tow Rope

Stern Storage Bag

Fenders (2)

Custom Cover with Glove Box Access



SPECS

ENGINE

4-Cylinder, 4-Stroke, 1.8 Liter
High Output Yamaha Marine Engine

FUEL CAPACITY

18.5 Gal

COLOR

White

FEATURES

RiDE®

4.3" Connex® Screen with
Security and Drive Control
Touchpad Control
Cruise Assist/No Wake Mode™
Multi-Mount System Capable
Dual Mirrors
Watertight Glove Box
with USB and 12V Outlet
Cruiser Seat

INCLUDED ACCESSORY PACKAGE

Integrated Speakers with
Bluetooth® and Audio Control (2)
Single-Rider Tube with Holder
Tube Inflator
Tow Rope

SEATING

1-3 Persons

STORAGE

30.1 Gal

Water-Resistant
Under-Seat Storage
Two-Tone Deck Mats
Pull-Up Cleats (4)
Custom-Cut Deck Mats
Footwell Drains
Upgraded Tow Hook
Upgraded Reboarding Step

Stern Storage Bag
Fenders (2)
Custom Cover
with Glove Box Access





VX LIMITED HO




LUXURY FX SERIES





FX
S E R I E S

THE GOLD STANDARD FOR LUXURY



The FX Series has always set the benchmark for luxury, technology and performance. For 2022, this series takes it to a whole new level with premium features including a 7" Connex touchscreen with audio controls and phone call connectivity, a factory installed integrated marine audio system, redesigned storage options and a multi-mount system for your favorite accessories.

Combined with Yamaha's 1.8L engine and RiDE technology, Yamaha FX Series for 2022 further distances itself from anything else on the water today.

FX HO





SPECS

ENGINE

4-Cylinder, 4-Stroke, 1.8 Liter High Output Yamaha Marine Engine

FUEL CAPACITY

18.5 Gal

COLOR

White / Mint

SEATING

1-3 Persons

STORAGE

44.5 Gal

FEATURES

RiDE®

5" Connex Touchscreen with Security and Enhanced Drive Control

GPS Maps and Geofencing Capabilities

Optional Integrated Speakers with Phone Call and Audio Control Capabilities

Touchpad Control

Dual Mirrors

Dual Rope Hooks

Beverage Holders

Multi-Mount System Capable

Cruise Assist/No Wake Mode™

Electric Trim

Watertight Glove Box with USB & 12V Outlet

Under-Seat Watertight Storage

Fast Access Stern Storage

Custom Cut Deck Mats

Footwell Drains

Upgraded Tow Hook

Upgraded Reboarding Step

SPECS

ENGINE

4-Cylinder, 4-Stroke, 1.8 Liter High Output Yamaha Marine Engine

FUEL CAPACITY

18.5 Gal

COLOR OPTIONS

01. Carbon / Mint

SEATING

1-3 Persons

STORAGE

44.5 Gal

02. Lime Yellow

FEATURES

RiDE®

5" Connex Touchscreen with Security and Enhanced Drive Control

GPS Maps and Geofencing Capabilities

Optional Integrated Speakers with Phone Call and Audio Control Capabilities

Touchpad Control

Dual Mirrors

Dual Rope Hooks

Beverage Holders

Multi-Mount System Capable

Cruise Assist/No Wake Mode™

Electric Trim

Watertight Glove Box with USB & 12V Outlet

Cruiser Seat

Under-Seat

Watertight Storage

Custom Cut Deck Mats

Footwell Drains

Upgraded Tow Hook

Upgraded Reboarding Step





FX CRUISER HO



FX SVHO





SPECS

ENGINE

Supercharged 4-Cylinder,
4-Stroke, Super Vortex High
Output Yamaha Marine Engine

FUEL CAPACITY

18.5 Gal

COLOR

Cyan

SEATING

1-3 Persons

STORAGE

44.5 Gal

FEATURES

RiDE®

7" Connex Touchscreen
with Security and Enhanced
Drive Control

GPS Maps
and Geofencing Capabilities

Optional Integrated Speakers with
Phone Call and Audio
Control Capabilities

Touchpad Control

Dual Mirrors

Dual Rope Hooks

Beverage Holders

Multi-Mount System Capable

Cruise Assist/No Wake Mode™

Electric Trim

Watertight Glove Box
with USB & 12V Outlet

Under-Seat
Watertight Storage

Fast Access Stern Storage

Custom Cut Deck Mats

Footwell Drains

Upgraded Tow Hook

Upgraded Reboarding Step

SPECS

ENGINE

Supercharged 4-Cylinder,
4-Stroke, Super Vortex High
Output Yamaha Marine Engine

FUEL CAPACITY

18.5 Gal

COLOR OPTIONS

01. Black / Titan Gray

SEATING

1-3 Persons

STORAGE

44.5 Gal

02. Torch Red

FEATURES

RiDE®

7" Connex Touchscreen
with Security and Enhanced
Drive Control

GPS Maps
and Geofencing Capabilities

Optional Integrated Speakers
with Phone Call and Audio
Control Capabilities

Touchpad Control

Dual Mirrors

Dual Rope Hooks

Beverage Holders

Multi-Mount System Capable
Cruise Assist/No Wake Mode™
Electric Trim

Watertight Glove Box
with USB & 12V Outlet

Cruiser Seat

Under-Seat
Watertight Storage

Custom Cut Deck Mats

Footwell Drains

Upgraded Tow Hook

Upgraded Reboarding Step





FX CRUISER SVHO



FX LIMITED SVHO



SPECS

ENGINE

Supercharged 4-Cylinder,
4-Stroke, Super Vortex High
Output Yamaha Marine Engine

FUEL CAPACITY

18.5 Gal

COLOR

Black / Lime Yellow

SEATING

1-3 Persons

STORAGE

44.5 Gal

FEATURES

RiDE®

7" Connex Touchscreen
with Security and Enhanced
Drive Control

GPS Maps
and Geofencing Capabilities

Touchpad Control

Dual Mirrors

Dual Rope Hooks

Beverage Holders

Multi-Mount System Capable

Cruise Assist/No Wake Mode™

Electric Trim

Watertight Glove Box
with USB & 12V Outlet

Cruiser Seat

Under-Seat
Watertight Storage

Pull-Up Cleats (2)

Custom Cut Deck Mats

Footwell Drains

Upgraded Tow Hook

Upgraded Reboarding Step

INCLUDED ACCESSORY PACKAGE

Integrated Speakers
with Phone Call and Audio
Control Capabilities

Garmin® Striker™ GPS Fish
Finder with Transducer
& Mount

Multi-Mount Adapter

Single-Rider Tube
with Tube Holder

Tube Inflator

Tow Rope

Soft Sided Cooler

Custom Cover
with Glove Box Access

Fenders (2)



PERFORMANCE GP SERIES



The logo for the GP Series, featuring the letters 'GP' in a large, stylized, orange and yellow font with a black outline, and the word 'SERIES' in a smaller, black, sans-serif font to its left.

Professional riders on a closed course.

THE #1 CHOICE IN CLOSED COURSE WATERCRAFT RACING

Yamaha's Performance WaveRunners are race ready right out of the box. Grab a handful of throttle and ride what the pros race. With Yamaha's 1.8 liter engine matched with a race inspired intake grate and jet pump, the GP Series is unmatched on the closed course, open ocean, and on your local lake. Take your music with you with the factory installed integrated audio system and hit the water on the number one racing series in the world.



SPECS

ENGINE

4-Cylinder, 4-Stroke, 1.8 Liter High Output Yamaha Marine Engine

FUEL CAPACITY

18.5 Gal

COLOR OPTIONS

01. Black / Lime Yellow

SEATING

1-3 Persons

STORAGE

28.4 Gal

02. Cyan

FEATURES

RiDE®

Optional Integrated Speakers with Bluetooth® and Audio Control

4.3" ConnexT® Screen with Security and Drive Control

Touchpad Control

Cruise Assist/No Wake Mode™

Performance Auto Trim

Multi-Mount System Capable

Tilt Steering

Dual Mirrors

Glove Box

Racing Inspired Seat

Water-Resistant Under-Seat Storage

Custom-Cut Deck Mats

Footwell Drains

Upgraded Tow Hook

Reboarding Step



Professional riders on a closed course.





Professional riders on a closed course.

GP1800R HO



GP

GP1800R SVHO





SPECS

ENGINE

Supercharged 4-Cylinder,
4-Stroke, Super Vortex High
Output Yamaha Marine Engine

FUEL CAPACITY

18.5 Gal

COLOR OPTIONS

01. Black / Titan Gray

SEATING

1-3 Persons

STORAGE

28.4 Gal

02. Cyan

FEATURES

RiDE®

Optional Integrated Speakers
with Bluetooth® and Audio Control

4.3" Connex® Screen with
Security and Drive Control

Touchpad Control

Cruise Assist/No Wake Mode™

Performance Auto Trim

Multi-Mount System Capable

Tilt Steering

Dual Mirrors

Glove Box

Racing Inspired Seat

Water-Resistant
Under-Seat Storage

Custom-Cut Deck Mats

Footwell Drains

Upgraded Tow Hook

Reboarding Step



FREESTYLE SERIES



FREE
SERIES
STYLE



BORN TO CAUSE A LITTLE CHAOS

With the all new JetBlaster and the legendary SuperJet, Yamaha's Freestyle Series challenges your athletic side. The lightweight JetBlaster features wider handlebars for a firm grip on the action, foot chocks to keep you planted when pulling off tricks and a custom tuned electric trim to dial in the ride. The Yamaha SuperJet continues to reign supreme as the industry's leading stand-up model with a four-stroke engine and lightweight hull. Ask yourself if you're up to the challenge.



SPECS

ENGINE

3-Cylinder, 4-Stroke TR-1 High Output Yamaha Marine Engine

FUEL CAPACITY

13.2 Gal

COLOR

Cyan / Lime Yellow

SEATING

1-3 Persons

STORAGE

7.7 Gal

FEATURES

RiDE®

Fuel Gauge

Dual Mirrors

Glove Box

Custom-tuned Electric Trim

Foot Chocks

Custom-Cut Deck Mats

Tow Hook

Reboarding Step





Professional rider with advanced skill depicted in a closed area.



FREE *JETBLASTER* STYLE



FREE SUPERJET STYLE





SPECS

ENGINE

3-Cylinder, 4-Stroke TR-1
Yamaha Marine Engine

FUEL CAPACITY

5 Gal

COLOR

White

SEATING

1 Person

FEATURES

Fuel Gauge

L-Mode

3-Position Adjustable Handlepole

WAVERUNNER ACCESSORIES + APPAREL



YAMAHA VALUE NEOPRENE 2-BUCKLE PFD

MAR22VVN(BK/GY/NV)(XS-3X)



YAMAHA WAVERUNNER STARTER KIT (2021)

MWVSTKITRD21



YAMAHA WAVERUNNER UNIVERSAL FENDERS

BLACK- MWVFENDRBK20

BLUE- MWVFENDRBL20

WHITE- MWVFENDRWH20



01.



02.



03.



04.



NEW HEADWEAR FOR 2022

01. **RED** - WTC22HSVRDNS

02. **BLUE** - WTC22HNCBLNS

03. **BLACK** - WTC22HDMBKNS

04. **NAVY** - WTC22HLRNVNS



© 2021 Yamaha Motor Corporation, U.S.A. All rights reserved. Follow instructional materials and obey all laws. Ride responsibly, wearing protective apparel and USCG approved personal flotation device. Always ride within your capabilities, allowing time and distance for maneuvering, and respect others around you. Never drink and ride. WaveRunner® is a Yamaha brand personal watercraft and not a generic term. This document contains many of Yamaha's valuable trademarks. It may also contain trademarks belonging to other companies. Any references to other companies or their products are for identification purposes only and are not intended to be an endorsement. All information based on availability at time of publication and subject to change without notice. Yamaha Motor Corporation, U.S.A. accepts no liability for any inaccuracies or omissions in this publication. Some WaveRunners shown with optional accessories.

For more information, visit our website at YAMAHAWAVERUNNERS.COM or call 1.800.88.YAMAHA



LIT-18116-WR-22